

IMPORTANT ELECTRICAL EXHIBITING INFORMATION

Exhibitors requiring electrical services should thoroughly read and understand the rules and regulations posted in the Exhibitor Service Kit.

All questions or concerns can be directed to Exhibitor Support for clarification at (888) 508-5054, faxed to (469) 621-5603 or emailed to ExhibitorSupport@Freeman.com.

All exhibitor provided equipment for connection to Freeman electrical or for distribution of power within the exhibit may require an inspection to ensure compliance with all Federal, State and Local Codes as listed on the Electrical Order Form.

Exhibitor provided equipment for electrical distribution or equipment connection shall require Freeman to make the final connection from Freeman's power distribution equipment to the exhibit. This is required only to ensure proper voltage and connection prior to energizing any exhibits.

As an exhibitor, should you choose to provide equipment with electrical connectors to plug directly into Freeman electrical equipment, the following list provided will ensure the proper connection:

500 Watts to 2000 Watts - Standard U-Ground 15 or 20 Amp Cord Cap / 515 or 520

20 Amp 120/208 5 Wire - Hubbel Male - HBL 2511 / L2120P

30 Amp 120/208 5 Wire – Hubbel Male – HBL 2811/L2130P

30 Amp Y277 / 480 5 Wire - Hubbel Male - HBL 2821 / L2230P

60 Amp 208v & 480v Daniel Woodhead 5 Wire - Male Y560P

100 Amp 208v & 480v Mini-Cam - Male Leviton 15SDM - Female 15SDF

(Hots – Male Neutral & Ground – Female)

200 / 400 Amp 208v & 480v Large-Cam - Male Hubbel HBL 400PT EKE - Female

Hubbel HBL 400CT (Hots – Male Neutral & Ground – Female)

All of the above listed items may be found at your local electrical wholesale houses. Should you require additional information, please contact Freeman's electrical department.

Hopefully, you find this information useful in planning your event. If we can provide further assistance, please don't hesitate to contact Freeman's electrical department.

WE APPRECIATE YOUR BUSINESS!

ELECTRICAL SERVICES

From under carpet wiring to overhead lighting, Freeman has the power to simplify your electrical needs and installation. We've answered your most common questions below to help you place your order or prepare for a detailed discussion. Whether you require basic household/office power or a more technical installation for equipment, audio-visual presentations or truss lights, our electrical specialists and qualified electricians are always available to assist you.

How do I know how much power I need?

First, review a layout of your exhibit, noting all of the items in it that require power. Consider lighting, computer equipment, and your own product. Are you bringing or renting any a/v equipment or ordering catering services that might need power? Will you be using a lead retrieval machine? If it's an item that plugs into a standard wall outlet found in a home or office (in North America), it will require 110/120 volt power. 208 or 480 volt power is generally used for machinery or industrial cooking devices and is ordered by single or 3 phase.

Next, mark the voltage and wattage or amperage (referred to as "load") (100 watts = 1 amp) of each piece of equipment at it's location in the booth. This information should be provided on a name plate or stamp usually located on the back or bottom of the equipment. If not indicated, check our accompanying electrical usage guide for estimated wattages for common items used at trade shows or call your rental company/caterer for specifics. For lighting, loads are dictated by the wattage of the bulbs. Arm lights included with Freeman exhibit packages use 200 watt bulbs. Keep in mind that you need to order power for any lighting within your booth unless the lights are ordered directly from the Electrical Department (those listed on the Freeman electrical order form).

Finally, total the wattage for the 120 volt devices in each area and select an outlet that meets or exceeds that total. Separate outlets should be ordered for each piece of equipment and/or each power location to help minimize tripping/power outages. It is always safer to slightly overestimate your power requirements. Wattage or amperages cannot be combined for 208 or 480 volt apparatus. Please order separate outlets for each.

Do I need to order labor?

As the official service contractor, electrical installations must be performed by Freeman union labor. Labor is required for any electrical work over and above the delivery of outlets to the back wall of inline booths. Labor orders will automatically be input upon receipt of an electrical layout for under carpet installation (floor work) or to connect any 208 volt or higher services (hook up). Dismantle labor for electrical services is calculated at 50% of the installation time since much of the work is performed on a mass basis after booths are removed from the exhibit hall. Please see the electrical labor order form for further details, rules and regulations.

What is an electrical layout and why do I need one?

Like your own home, electrical boxes and wiring should not be visible once the exhibit is completed. At show site, they are the first things to be installed so that they can be hidden by drape, walls or counters and under flooring or carpet. Electricians, therefore, work on a blank slate. A good electrical layout or floor plan provides them with a simple overhead view of your booth indicating the locations and load of each electrical outlet and the orientation of your booth within the show itself. The layout should be to scale and provide specific measurements to each outlet along with surrounding aisle or booth numbers to ensure accuracy. For island booths, a main power location must also be indicated as it is the location from which other outlets are fed. Please see the sample layouts and electrical grid for further information.

When a layout and credit card are provided in advance, Freeman makes every effort to ensure that the floor work is completed before you arrive so that there is no delay in assembling your booth. Once carpet is laid, installing or changing electrical services becomes much more difficult and potentially costly.

Please note that layouts, complete with mandatory information, are required prior to the deadline date for electrical orders to be eligible for advance rates. Layouts are not required if all outlets are located at the back wall in inline booths.

Is the price for power per day?

Outlet or connection prices are typically for an entire show.

What is 24 hour power?

Many facilities these days are energy conscious and therefore turn off power overnight during show days. Power is turned off 1/2 hour after the show closes at the earliest and restored no later than 1/2 hour before the show opens the following day. 24 hour power is, as it sounds, power that is continuously on 24 hours per day.

If your booth includes, for example, refrigeration equipment, an aquarium or programmable apparatus that depends on uninterrupted power, you should consider ordering 24 hour service. Power is usually not turned off during move-in or move-out.

Where does the power come from?

Depending on the facility, the power can come from overhead catwalks, floor ports, columns, wall outlets or a combination of these sources. Check with the local Freeman branch office for more information.

Where will my power be located?

In-line and peninsula booths will find their main power source on the floor somewhere along the rear drape line of their booth. Island booths need to submit an electrical layout. Please see the sample layouts and electrical grid for further information.

What if I need power at another location besides the rear of my booth? What if I have multiple power locations?

Exhibitors requiring power at any location other than a back wall must submit an electrical layout. Please see the sample layouts and electrical grid for further information.

How many places will I have to plug in? How many things can I plug in?

For planning purposes, you should always assume that there is only one connection point per outlet ordered. Power strips can provide additional sockets but do not confuse having more places to plug in with additional power. For example – An order is placed for a 500 watt outlet. A track light with 4 – 100 watt bulbs is plugged in to a power strip connected to the outlet, using 400 of the 500 watts. Any lighting or equipment now plugged in to a second socket may not exceed 100 watts.

Also keep in mind that power strips are designed, for safety purposes, to trip at 1500 watts or 15 amps. Using a power strip with a 2000 watt (20 amp) outlet will reduce it to a 1500 watt outlet.

All orders exceeding 120 volt/20 amps provide one connection point only, cannot accommodate power strips and require labor for installation.

F R E E M A N

Can I bring my own extension cords and power strips? (Also known as plug strips, multi strips, etc.)

Exhibitors may use their own extension cords and power strips under the following conditions:

- The equipment must be 3 wire, 14 gauge minimum with a ground.
- The extension cords must be flat if they are to be laid under carpet. (Labor is required to lay the cords.)
- All power strips must have circuit protection.

Can I run my extension cords under the carpet myself?

For safety reasons, exhibitors are not allowed to run any electrical wiring under any type of floor covering or where they may be concealed in the booth structure. The show's electrical contractor is liable for electrical installations and therefore must perform all floor or booth work.

Will my floor work be completed before I arrive?

Every attempt is made to have floor work completed prior to carpet installation if you have submitted the following:

- A completed electrical order form.
- A valid and authorized credit card to be kept on file for the company.
- An electrical layout indicating the main power location, dimensions to each power location, the power required at each location, and surrounding aisle or booth numbers to determine orientation of the booth.

Labor and material charges apply.

When will my power be turned on?

Power is only guaranteed to be installed before the show opens. If Freeman is allowed early access to the facility, power is normally ready the first day of move-in for exhibitors but any special requests such as temporary chain motor power, programming machinery or testing equipment should be noted on your order.

Do I need lighting?

Lighting can dramatically change the impact of an exhibit, no matter the size. Used effectively, lighting can emphasize specific areas of a booth or highlight products. Also, an exhibit will appear dark and uninviting if the surrounding booths are lit and yours is not.

Can I hang my own lights?

10 x 10 booths with pop-up displays (a display that can be assembled in less than 30 minutes without tools) can hang their own lights and plug them in without ordering labor. Typically, exhibitors themselves can hang up to 4 lights as long as they require no more than 20 amps in total but it is best to clarify with the local branch. If a decorating company (including Freeman) has been contracted to install a display, electrical labor is required to install the lights. Due to union contracts, no other union is allowed to install electrical equipment.

Do I need to order power for my lighting?

Exhibitors ordering Electrical Services lighting (those listed on the Freeman electrical order form) do not need to order power. It is included in the rental. Exhibitors supplying their own lighting or renting lights need to order power. Labor may be required to hang the lights.

Do I need to order labor to plug in my lights or equipment?

Most 120 volt connections do not require labor. Exhibitors are welcome to plug in their own standard office devices. Labor is required for all 208 or 480 volt connections and if lights or equipment need wiring or if electrical cords are to be run under the carpet or in concealed areas to ensure that all electrical codes and building rules are met.

How can I save money and frustration when ordering electrical services?

Most importantly, be sure to submit your order before the discount price deadline date. If an electrical layout is needed, it also must be received, complete with mandatory information, before the deadline date to be eligible for discount pricing. Late orders can be subject up to a 50% increase in cost because of the behind-the-scenes planning required to distribute power.

Don't underestimate your power requirements and work within the local rules, regulations and union jurisdictions. They have been implemented to avoid problems. While it may seem simple to plug in lights and equipment, it is not uncommon for exhibit or non electrical staff to overload circuits. Trouble calls can become expensive when it takes time to find the source of a problem.

If unsure about labor, call us for direction and if necessary, place a "will call" order before the discount price deadline date. You will only incur a charge if labor is dispatched to your booth but you'll have secured the advance pricing. And, check in with the electrical or service desk as soon as you know you need labor, not at the time you want the electricians in your booth. It will help to avoid delays as we can schedule accordingly.

Lastly, try to resolve any disputes at show site. It is much easier to discuss electrical issues when both parties can physically review the installation.

Additional questions?

Call customer service at the number listed on the Quick Facts and ask for the Electrical Services Department. For fast, easy ordering, tools, and helpful hints go to www.freemanco.com/store.

ELECTRICAL SERVICES USAGE GUIDE

To assist in estimating, we recommend that you refer to the name plate or stamp usually located on the back or bottom of any electrical apparatus and order the corresponding outlet for each piece of equipment to avoid tripping/power outages during the event.

Please note that there is a minimum of 500 watts per outlet. A 500 watt (5 amp) outlet cannot be split. A 1000 watt (10 amp) outlet can only be split one time. A 2000 watt (20 amp) outlet can only be split three times.

The formula for wattage is voltage x amperage (120 volt x 1 amp = 120 watts)


Example: 5 - 100 watt light bulbs = (5 x 100 = 500 watts)

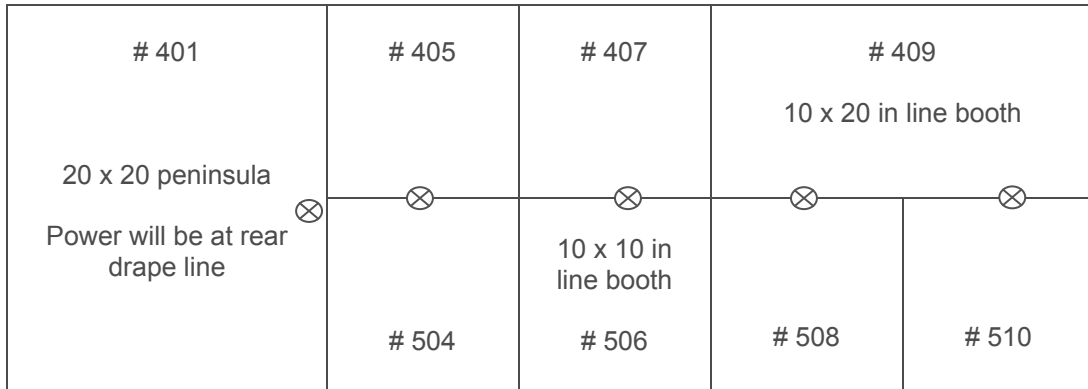
The following wattages are approximate and are provided to help you estimate your power usage.

ITEM	ESTIMATED WATTAGE
Arm Lights	75-100
Card Reader (credit) / Lead Retrieval.....	50
Charging Furniture – Freeman Event Collection	500
Charging Furniture – Freeman Furnishings.....	500 per port (1000 max)
Computer.....	250-500
Computer – Laptop.....	100
Blu-Ray / DVD Player	50-100
Heater (Portable).....	500
Heat Press for T-Shirts	2000
iPhone/Android	20
iPad/Tablet	25-50
Kitchen Appliances	500-2000
Laminator.....	2000
LED Panels.....	500-1000
Projector	1000
Refrigerator (Small)	500
Refrigerator (Large).....	1000
Smart Reg Counter by Freeman (lit)	500
Steamer	2000
Stereo	100-500
Vacuum Cleaner	1500
Water Cooler	1000
TVs/Monitors	1000 (update television line)
Espresso Machine	30amp/208 volt, single phase

SAMPLE LAYOUTS

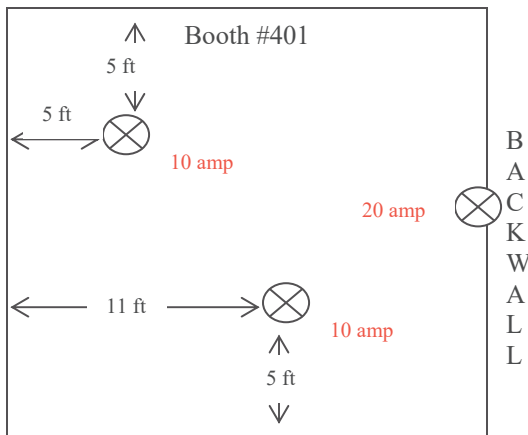
IN LINE BOOTHS

Power is run or dropped to in line booths along the back walls or drape line of multi booth sections. The “main power locations” therefore are always located at the back of in line and peninsula booths. Outlets may not be in the exact center of the back wall. 120 volt outlets are shared by back to back booths. Example: Outlet = 

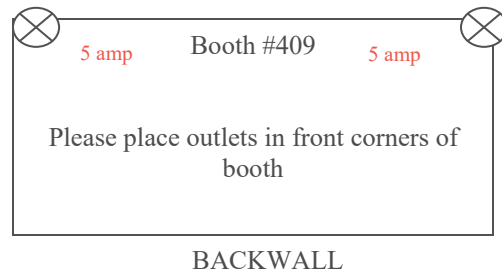


Electrical layouts are required whenever an outlet is needed at any other location within the booth except for the back wall. Exact measurements and/or comments that clearly indicate outlet locations **must be included**. Examples based on above floor plan:

20 x 20 Peninsula – Booth # 401
Order = 2-10 amp, 1-20 amp outlets



10 x 20 In Line – Booth # 409
Order = 2 x 5 amp outlets



ISLAND BOOTHS

Electrical layouts are always required for island booths and **must include** the following information:

1. Main Drop.

Since there is no back wall in an island, the exhibitor supplies the location of the main drop, whether one or multiple outlets are ordered. When it will be the point from which power will be distributed to other outlets in the booth, a panel or other piece of electrical equipment (no larger than? x? x?) will be installed at the main drop. For this reason, it is recommended that main drops be located in a closet, under a table/desk or in another area that keeps it out of sight. Measurements must be provided to the main drop.

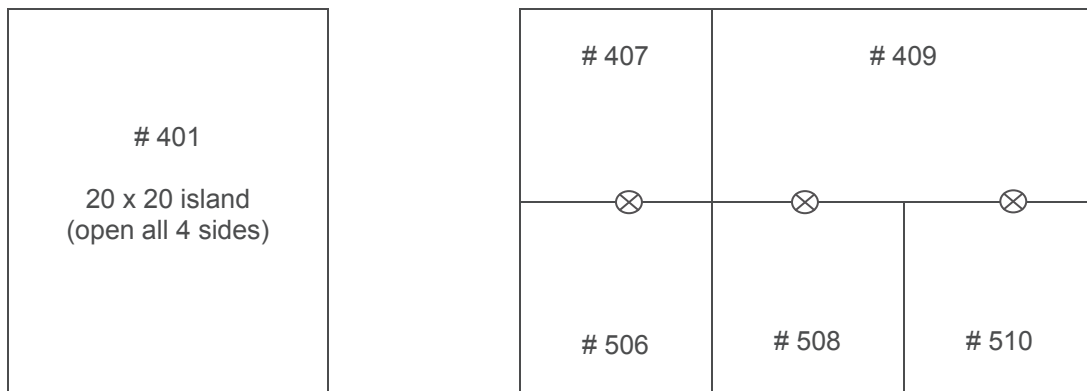
2. Location and load of all outlets.

Again, dimensions must be provided to all satellite outlets along with the load of each outlet. It is best to indicate voltage, phase and amperage for all outlets once an order exceeds 120 volt service.

3. Booth orientation.

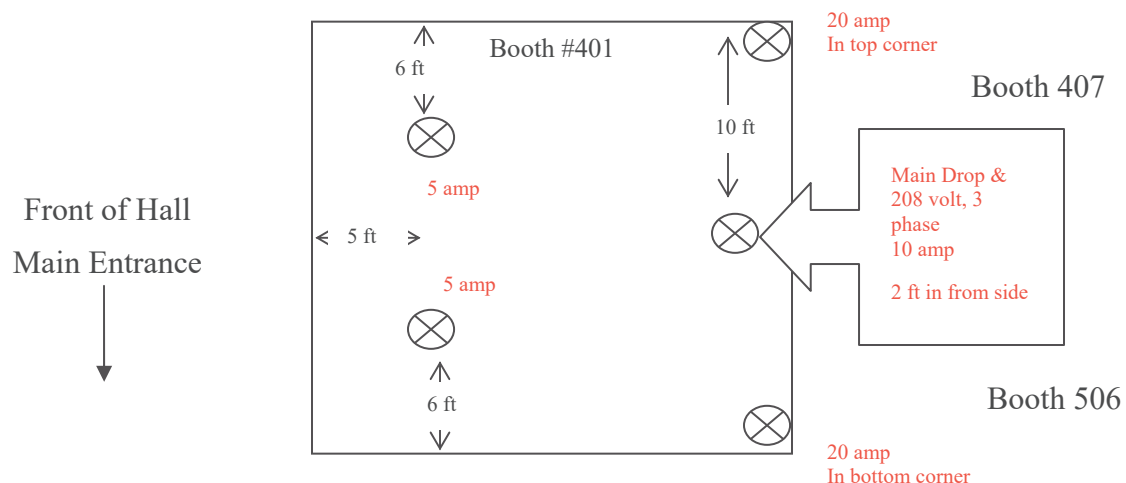
Providing reference points such as surrounding aisle and/or booth numbers defines how an island booth is oriented to the overall show floor plan. In other words, which side is which? It is best to draw your layout relative to the show floor plan so that both are facing the same direction. Examples:

Section of show floor plan



20 x 20 Island – Booth # 401

Order = 1 x 208 volt, 3 phase, 10 amp + 120 volt, 2 x 20 amp + 2 x 5 amp outlets



NAME OF SHOW: **Chicago Comic & Entertainment Expo C2E2 2022 / August 5-7, 2022**

COMPANY NAME: _____ BOOTH #: _____

CONTACT NAME: _____ PHONE #: _____

E-MAIL ADDRESS: _____

For fast, easy ordering, go to www.freeman.com/store.

ELECTRICAL

ELECTRICAL OUTLETS (Double Price for 24 Hour Service)

Power includes delivery of the service to one location at the rear of the booth in peninsula and inline booths. Please see the Electrical Labor order form for rates and instructions if you require outlets in other locations, have lights or electrical items to hang or erect, have orders for power of 208v or higher, or have other electrical requirements.

	Quantity Show (For Show Hours Only)	Quantity 24 Hr. (For 24 hrs/day Double Price)	Discount Price	Standard Price	TOTAL
110/120 VOLT					
500 Watts (5 amps)	_____	_____	150.50	225.75	= \$ _____
1000 Watts (10 amps)	_____	_____	267.00	400.50	= \$ _____
2000 Watts (20 amps)	_____	_____	414.25	621.50	= \$ _____

208 VOLT SINGLE PHASE (Labor Required for Connection)

20 Amps	_____	_____	666.50	999.75	= \$ _____
30 Amps	_____	_____	699.50	1,049.25	= \$ _____
60 Amps	_____	_____	768.50	1,152.75	= \$ _____
100 Amps	_____	_____	1,531.75	2,297.75	= \$ _____

208 VOLT THREE PHASE (Labor Required for Connection)

20 Amps	_____	_____	834.50	1,251.75	= \$ _____
30 Amps	_____	_____	916.75	1,375.15	= \$ _____
60 Amps	_____	_____	992.00	1,488.00	= \$ _____
100 Amps	_____	_____	1,616.25	2,424.50	= \$ _____
200 Amps	_____	_____	3,232.25	4,848.50	= \$ _____
400 Amps	_____	_____	5,559.00	8,338.50	= \$ _____
Transformer to Boost 208V to Approx. 230V - \$11.50 per Amp (20 Amp Min.)					
Qty of Amps _____ X Price \$ _____ = \$ _____					

480 VOLT THREE PHASE (Labor Required for Connection)

20 Amps	_____	_____	1,002.25	1,503.50	= \$ _____
30 Amps	_____	_____	1,059.00	1,588.50	= \$ _____
60 Amps	_____	_____	1,435.00	2,152.50	= \$ _____
100 Amps	_____	_____	1,661.50	2,492.25	= \$ _____
200 Amps	_____	_____	3,303.25	4,955.00	= \$ _____

LIGHTING (Price Includes Power & Labor for Installation)

Single Light Stand (200w)	_____	_____	211.25	317.00	= \$ _____
Double Light Stand (400w)	_____	_____	324.50	486.75	= \$ _____
Arm Light	_____	_____	204.00	306.00	= \$ _____
Overhead Quartz Light*	_____	_____	768.50	1,152.75	= \$ _____

*Overhead quartz lights include labor and equipment to install and first focus.
 *May require labor and/or lift at additional charge. For estimated charges, please contact Freeman at ChicagoElectrical@freeman.com.

ADDITIONAL INFORMATION

FOR ADVANCE PAYMENT PRICE

Your order with full payment along with a floor plan indicating main power location and distribution points, if applicable, must be received prior to **July 13, 2022**.

MULTIPLE OUTLET LOCATIONS / ISLAND BOOTHS

A scaled floor plan is required for orders with multiple outlet locations and/or island booths. Detailed examples are provided on the following page. If a power location or main drop in an island booth is not provided prior to show move-in, a location will be determined by Freeman in order to maintain delivery schedules. Relocation of the service will be charged on a time and material basis.

ISLAND BOOTHS

For island booths with no labor ordered, there is a 1/2 hour minimum installation charge and a 1/2 hour minimum dismantle charge.

INLINE AND PENINSULA BOOTHS

Power will be placed in the back of the booth unless otherwise specified.

24 HOUR SERVICES

If an uninterrupted power supply is required for the full duration of the show, please order 24 hour power. Electricity is turned on 30 minutes prior to show opening and turned off 30 minutes after show closes on show days. Power will be turned off immediately after final show closing. If you require power outside actual show hours, special arrangements should be made in advance. Additional charges may apply.

SEPARATE OUTLETS

Separate outlets should be ordered for each piece of equipment and/or each power location.

OVERHEAD POWER

If you require your power from overhead, additional materials and labor may be incurred. Please contact Freeman by email at ChicagoElectrical@Freeman.com.

EXTENSION CORDS & POWER STRIPS

Extension cords and power strips are available for rental at the Freeman Service Center.

Extension cords and power strips owned and used by Exhibitors MUST comply with the City of Chicago Electrical Code. Please contact us for additional information.

LIGHT STAND PLACEMENT

For single or double light stand; price includes installation along the side rails of an inline booth. Placement elsewhere will require additional labor and materials.

TOTAL COST

Total Cost = \$ _____

Applicable taxes will be applied to your order and invoiced accordingly based on specific venue jurisdiction but may also be based on the jurisdiction of where services are performed or your headquarters.

ELECTRICAL INSTRUCTIONS

HOW TO DETERMINE ELECTRICAL REQUIREMENTS

For Equipment

All electrical equipment is stamped or labeled with electrical ratings usually found on the back or bottom of the equipment. Verify voltage and either amperage or wattage from the information provided. Standard office and household items operate on 110/120 volt power. Machinery and equipment typically require 208 or 480 volt power.


For Lighting

Verify the wattage of the bulbs in the lights and multiply by the number of bulbs/lights.


LOCATION OF POWER IN YOUR BOOTH

In-Line and Peninsula Booths

Power will be installed in one location, typically on the floor somewhere along the back of the booth, as indicated in the following diagrams: (We cannot guarantee that the outlet will be specifically located in the middle.)



IN-LINE BOOTHS / PENINSULA

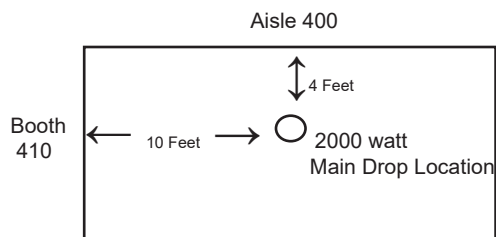


BACK TO BACK PENINSULA

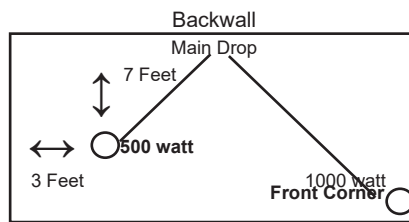
If power is required in locations other than indicated above, secondary distribution will be required and billed on a time and material basis. Please complete and submit an Electrical Labor Order Form with your power order, along with a floor plan as described below.

Island Booths/Multiple Outlets

Floor plans are always required for Island Booths and orders for multiple outlet locations. The floor plan must indicate booth dimensions, surrounding booth numbers for orientation within the facility, each outlet location, required wattage or amperage and location for main drop. If power location in an island booth is not provided prior to show move-in, a location will be determined by Freeman in order to maintain delivery schedules. Relocation of the service will be charged on a time and material basis. See examples below: A grid is available at www.freeman.com/store to print as a base layout.



Island Booth with one outlet



10 X 20 Booth with multiple outlets
Labor Required

OTHER:

1. Labor is required for any and all electrical work over and above the installation of the main power drop. Please see the Electrical Labor form for complete details. Please complete the labor order form.
2. Dismantle labor will be automatically charged at 50% of the installation time and rounded to the nearest half hour.
3. All material and equipment provided by Freeman is for rental purposes only and remains the property of Freeman. All equipment will be removed at the close of the show by Freeman.
4. All equipment regardless of power source, must comply with Federal, State and local codes as well as any applicable local recognized electrical authorities and standards. Freeman reserves the right to inspect all electrical devices and connections to ensure compliance with all codes and proper permitting. Freeman is required to refuse connections where the exhibitor wiring is not in accordance with local electrical code and permitting.
5. Standard wall and other permanent building utility outlets or sockets are not part of booth space and may not be used by exhibitors unless electrical services have been ordered.
6. Exhibitors' cords must be a minimum of 14 gauge 3 wire with ground and must be flat when used for floorwork. All multi-outlet devices (eg - power strips) must have circuit protection. All exposed non-current carrying metal parts of fixed equipment, which are liable to be energized, shall be grounded.
7. Exhibitors' equipment will be modified to conform to Freeman receptacles. If an outage is the result of an exhibitors' equipment, then a labor charge may be assessed. Labor and materials to install or change a cord cap or fix an outage will be billed on a time and material basis.
8. Exhibitors with hardwall displays must arrange for power to be installed inside the booth or provide access.
9. Power sharing is not permitted between exhibitors.

(888) 508-5054
 Fax: (469) 621-5603

NAME OF SHOW: **Chicago Comic & Entertainment Expo C2E2 2022 / August 5-7, 2022**

COMPANY NAME: _____ BOOTH #: _____

CONTACT NAME: _____ PHONE #: _____

E-MAIL ADDRESS: _____

EXTENDED POWER

24 HOUR POWER

Please note that 24 hour power orders are for SHOW DAYS only. If 24 hour power is ordered, it will begin the evening before the show opens **August 5** and runs through 30 min after show end on **August 7**. Please refer to the Electrical Order Form to place your order for 24 hour power.

EXTENDED POWER

Power is turned on each day per the schedule outlined below. If you require power outside any of the scheduled install days/times below, or during dismantle this is considered Extended Power. If you need Extended Power please place an order in advance or during the show.

POWER SCHEDULE

EXHIBITOR MOVE-IN

Wednesday	August 3, 2022	8:00 a.m. - 4:30 p.m.
Thursday	August 4, 2022	8:00 a.m. - 4:30 p.m.

EXHIBIT HOURS

Friday	August 5, 2022	10:00 a.m. - 7:00 p.m.
Saturday	August 6, 2022	10:00 a.m. - 7:00 p.m.
Sunday	August 7, 2022	10:00 a.m. - 5:00 p.m.

	Quantity	Price (per day)	Dates
110 Volt	_____	\$157.00	_____
208 Volt	_____	\$315.00	_____
480 Volt	_____	\$525.00	_____
Any Combination	_____	\$840.00	_____

Extended power rates listed above are all-inclusive per voltage type. This is not a per outlet price. If you order extended power for your booth for any voltage category, it includes all outlets in that voltage. Any combination of extended power for different voltages is charged "Any Combination" rate if the amount is equal or greater than \$840.00, otherwise you will be charged per Voltage price listed per day.

For assistance, please email one of our Electrical experts at ChicagoElectrical@freeman.com.

extended power

TOTAL COST

Total Cost = \$ _____

Applicable taxes will be applied to your order and invoiced accordingly based on specific venue jurisdiction but may also be based on the jurisdiction of where services are performed or your headquarters.

NAME OF SHOW: **Chicago Comic & Entertainment Expo C2E2 2022 / August 5-7, 2022**

COMPANY NAME: _____ BOOTH #: _____

CONTACT NAME: _____ PHONE #: _____

E-MAIL ADDRESS: _____

For fast, easy ordering, go to www.freeman.com/store.

ELECTRICAL LABOR

LABOR RATES & SCHEDULE

Straight Time: 8:00 am - 4:30 pm Monday through Friday (Excluding Holidays)
Overtime: 4:30 pm to Midnight Monday through Friday; First (8) hours at work on Saturday up to 4:30 pm.
Double Time: After (8) hours at work on Saturday, or after 4:30 pm on Saturday; regardless of starting time.
 ALL DAY Sunday and Holidays and Midnight to 6:00 am Monday through Friday
Straight Time, Overtime and Double Time Labor Invoicing will be in compliance per MPEA Legislation.

Description	Advance Price	Show Site Price
Electrician - ST	\$117.50	\$164.50
Electrician - OT	\$171.00	\$239.50
Electrician - DT	\$223.75	\$313.25
Scissor Lift w/operator - ST	\$427.25	\$598.25
Scissor Lift w/operator - OT	\$480.75	\$673.25
Scissor Lift w/operator - DT	\$533.50	\$747.00
Condor w/crew - ST	\$645.00	\$903.00
Condor w/crew - OT	\$754.75	\$1056.75
Condor w/crew - DT	\$862.75	\$1208.00

Dismantle labor will be charged at 50% of the total install time rounded to the next half hour.

- Show Site price applies to all labor orders placed at show site.
- Start time guaranteed only at start of working day.

Review the list of work below to determine if electrical labor is required in your booth. None of the following services may be performed by other Unions or I & D houses as it falls under electrical jurisdiction. Time and material charges will apply. Please visit the Freeman Service Center to confirm that you are ready for service.

Note: For more information and an example of a completed floorplan please see the following page.

FLOOR WORK:	BOOTH WORK:
Floor work is the distribution of electrical under carpet and flooring. <input type="checkbox"/> OK TO PROCEED WITHOUT EXHIBITOR PRESENT: Complete Before: Date _____ Time _____ Work is completed prior to your arrival. Freeman must receive detailed blue prints/floor plans for power distribution under carpet. Print Name: _____ Authorized Signature: _____ <input type="checkbox"/> EXHIBITOR SUPERVISION (DO NOT PROCEED)	Booth work is any of the following. Please check all that apply: <input type="checkbox"/> Distribution of electrical overhead (more than one drop location in your booth). <input type="checkbox"/> Distribution of electrical through booth structure. <input type="checkbox"/> Mounting of plasmas/LCD monitors and lights. <input type="checkbox"/> Connection or hard wiring of all exhibitor equipment. <input type="checkbox"/> Lighting used as spot or flood lights. <input type="checkbox"/> Assembly and installation of all lighting from truss or beams (including assembly and hanging of truss). <input type="checkbox"/> Wiring of overhead signs. <input type="checkbox"/> Installation of electrical headers and/or light boxes. <input type="checkbox"/> Other _____

LABOR REQUEST	SELECT WORK TYPE
Date _____ Time _____ # Electrician _____ Est. # Hours _____	Floor Work _____ Booth Work _____
Date _____ Time _____ # Electrician _____ Est. # Hours _____	Floor Work _____ Booth Work _____
Date _____ Time _____ # Electrician _____ Est. # Hours _____	Floor Work _____ Booth Work _____
Name of On-Site Contact: _____ Cell Phone: _____	
Special Instructions: _____	

TOTAL COST

Total Cost = \$ _____

Applicable taxes will be applied to your order and invoiced accordingly based on specific venue jurisdiction but may also be based on the jurisdiction of where services are performed or your headquarters.

ELECTRICAL INSTRUCTIONS

1. Labor rates are based on current wage scales and are subject to change in the event of a wage increase after rates have been published.
2. A minimum charge of one hour is applicable to all labor requests. Additional time on the same day is billed in 1/2 hour increments. Continuations to another day are a minimum of 1 hour.
3. Labor must be picked up at the Freeman Service Center. Charges for labor commence at time of dispatch to service the labor call. A one hour minimum will apply if an exhibitor representative is not present at the time of call or reschedules the call, unless 24 hour advance notice is received in writing.
4. Labor charges will include the time for electricians to gather the necessary tools and material for the job, have their work checked by the client and return the tools and material to the supply area.
5. Exhibitors may supply their own 14 gauge 3 wire, extension cords and/or power strips, both of which must be grounded and UL approved.

EXAMPLE OF PLAN AND INFORMATION REQUIRED TO COMPLETE FLOORWORK

Please indicate the following on the floor plan.

1. Location and load of main power drop - please provide specific dimensions and wattages/amperages.
2. Location and load of all outlets - please provide specific dimensions and wattage, amperage and voltage.
3. Booth orientation - please provide surrounding aisle and/or booth numbers.

